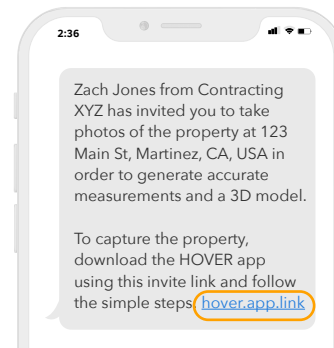


HOVER FOR EXTERIOR HOME IMPROVEMENT

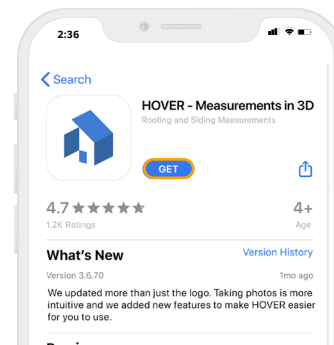
Capturing your property with HOVER

STEP 1: Install the HOVER app

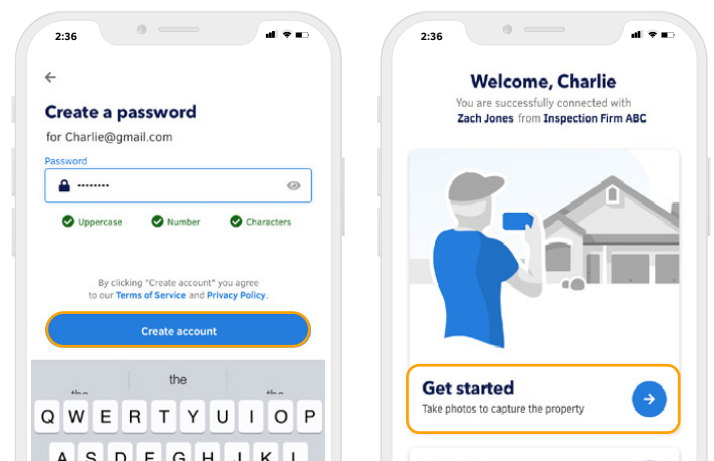
- a** You will receive a text message and/or email with a **link to download** the HOVER app.



- b** From your smartphone, click on the iOS or Android link to **download the app**.



- c** Open the **HOVER app**, set a password, and tap '**Get started**.'

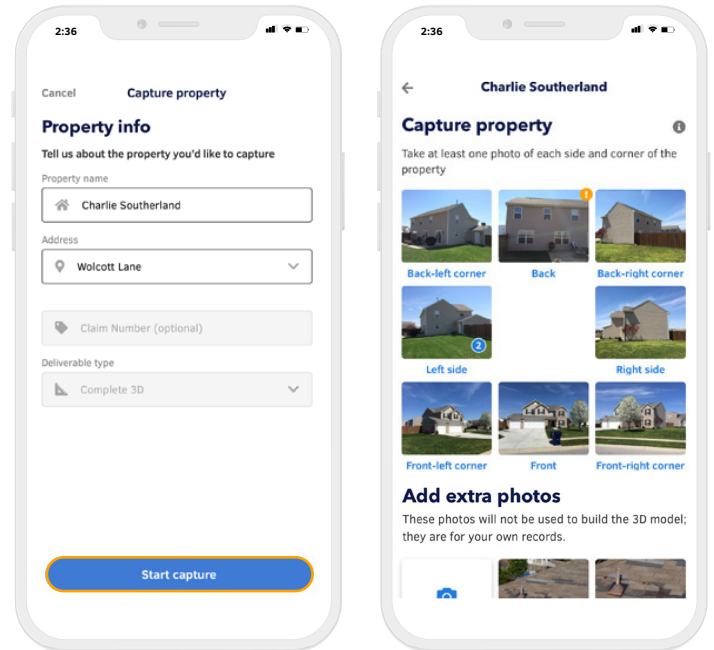



STEP 2: Capture your property

Click on **'Start capture.'** Follow the in-app instructions on how to take photos of the property.

PHOTO TIP

Hold the phone horizontally and include free space around the top, bottom, and edges of the property.



STEP 3: Receive your 3D model

Your contractor will receive the information they need to estimate your project and you'll receive an **email with with a link** to a 3D model of your home.

Questions? Contact Support

Reach out to support@hover.to or call (844) 754-6837, and we'll gladly help.

Chat in mobile app

Tap on **'Settings,'** then tap on **'Support.'**
Tap on **'Contact Support.'**

